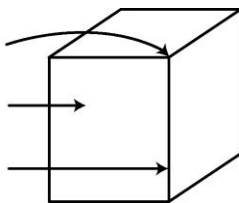


Practice (5.1)

1. Label the diagram.


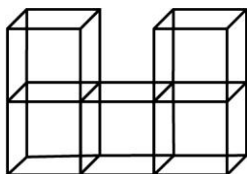
- a) _____
- b) _____
- c) _____




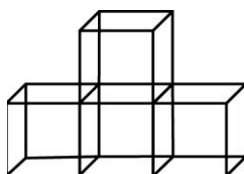
2. Draw the front, side, and top views of the cube from #1 and label each view.

3. Rotate the following objects 90° clockwise, then draw them on the grid paper.

a)



b)



4. Draw the front, side, and top views of the solid on the grid paper.

