

Name: \_\_\_\_\_

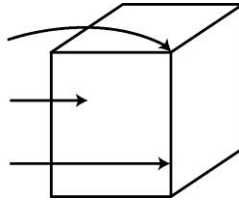
**KEY**

Date: \_\_\_\_\_

# Practice (5.1)


1. Label the diagram.

- a) vertex
- b) face
- c) edge




2. Draw the front, side, and top views of the cube from #1 and label each view.

**FRONT**



**SIDE**

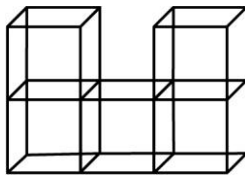


**TOP**

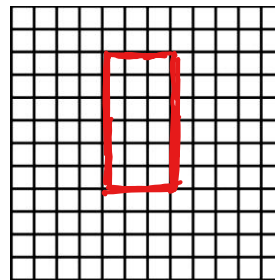


3. Rotate the following objects 90° clockwise, then draw them on the grid paper.

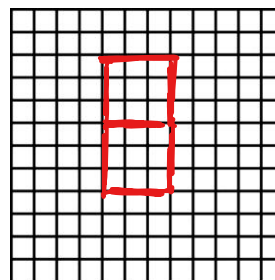
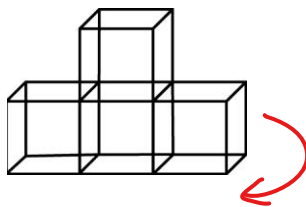
a)



about the vertical



b)



4. Draw the front, side, and top views of the solid on the grid paper.

